



Scheduler Release Notes

October 2020

R71

This document contains detailed descriptions of release notes for the release date/month shown above, as well as explanations of resolved issues.

Enhancements



We are listening! Enhancements marked with the light bulb icon are a direct result of IDEAS submitted in Community. Visit Community Ideas, upvote the best items, and keep the feedback coming!

The following enhancements have been added to this release.

Moved Schedule Settings and Schedule Templates to Scheduler Setup

WFR-167613, WFR-167615: In the Desktop version on Mobile, *Schedule Settings* and *Schedule Templates* will now display in the menu only under *Scheduler Setup* (*Company Settings* > *Scheduler Setup*).

Removed Workload Templates from Advanced Scheduling Menu

WFR-176769: In the Desktop version on Mobile, *Workload Templates* will now display in the menu only under *Scheduler Setup* (*Company Settings* > *Scheduler Setup*).

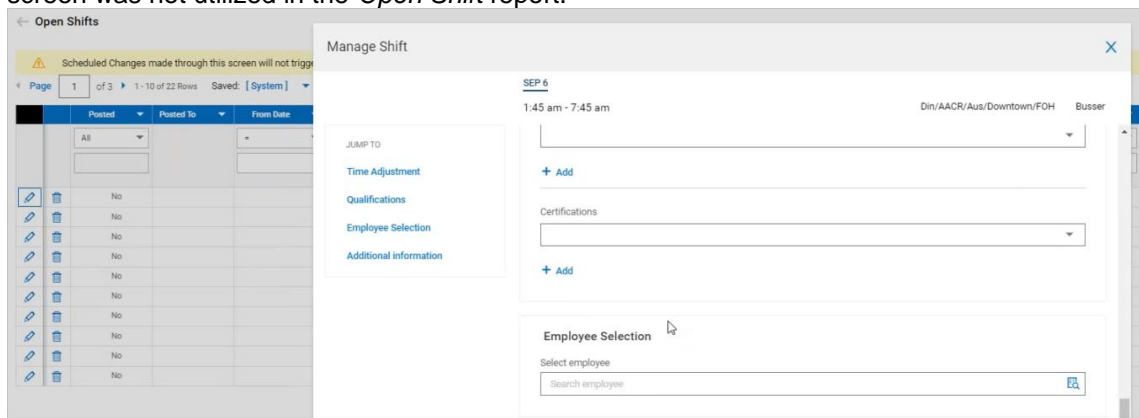
Scheduler Setup

Moved Schedule Fairness to Schedule Setup in Company Settings

WFR-181153: Previously, the Menu item *Schedule Fairness* was located under *Advanced Scheduling*. Going forward, *Schedule Fairness* will be located under *Company Settings* > *Schedule Setup*.

Updated Open Shift Report Edit Shift Screen to New UI Manage Shift Screen

WFR-170120: In a previous release, the employee selection component in the *Manage Shift* screen was updated. In this release, the *Open Shift* report will now use the New UI version of the *Manage Shift* screen, along with the updated employee selection. Previously, the New UI version of the *Manage Shift* screen was not utilized in the *Open Shift* report.

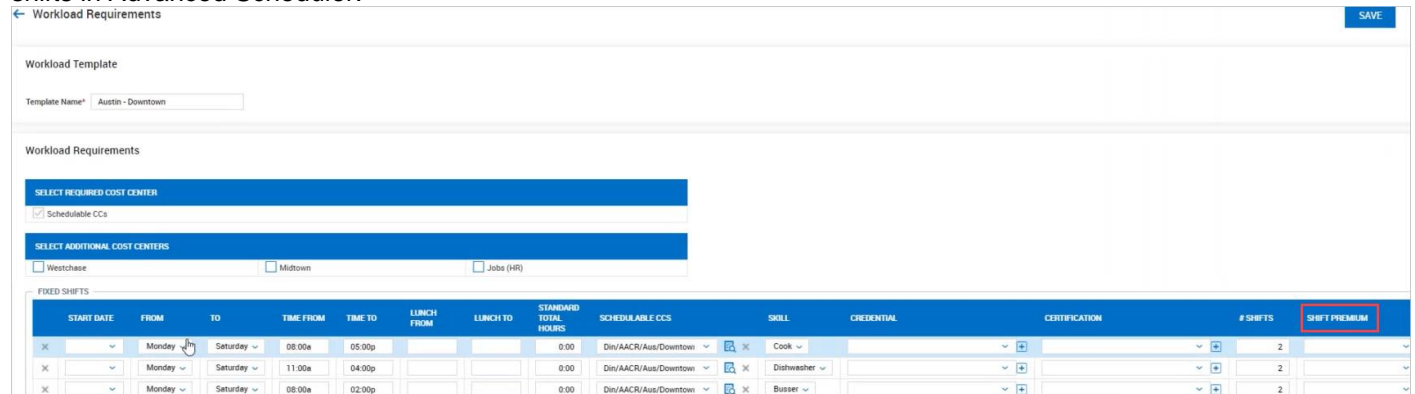


Basic Scheduler vs Scheduler

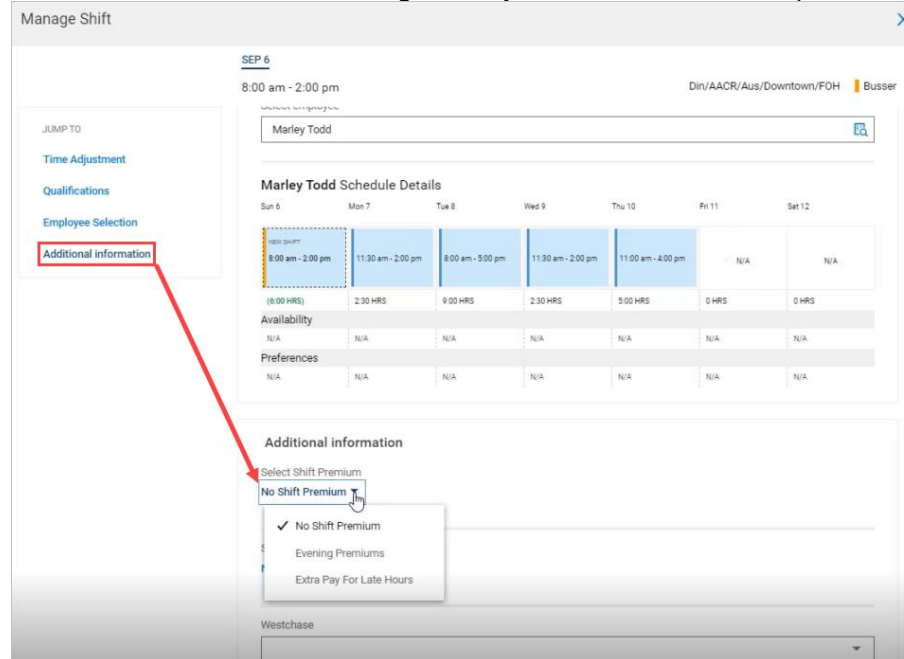
Shift Premiums Available to be Defined in Scheduler Shifts and Display in Reports

WFR-171018, WFR-171017, WFR-171019, WFR-171023, WFR-171021, WFR-194416: Shift premiums previously could only be defined and sent to TLM in TLM Basic Scheduler.

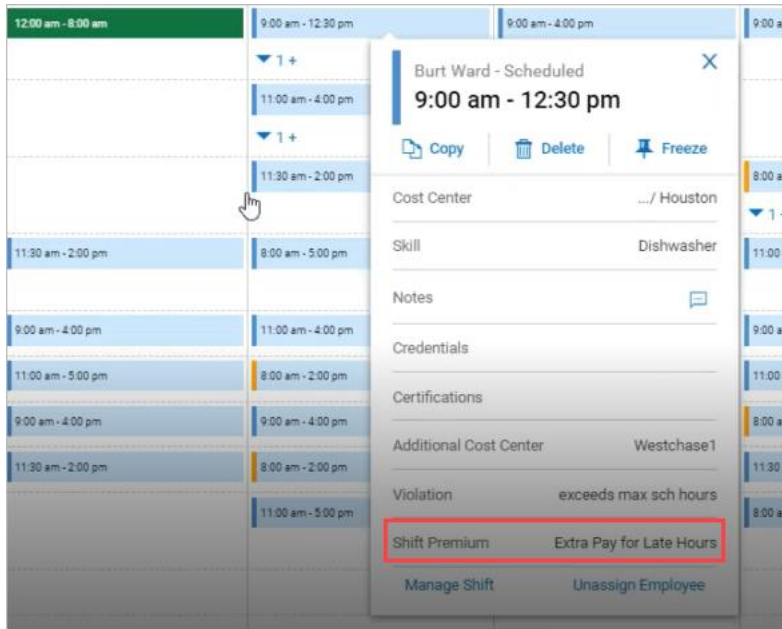
What's new: When building shifts whether manually or in workload templates (including imports for workload templates), you can now add a defined shift premium from the *Shift Premium* field when building shifts in Advanced Scheduler.



In the *Additional* section of *Manage Shift*, you can also define shift premiums.



You will be able to view the assigned shift premium from schedules.



The converted shifts from Scheduler to TLM will send the added shift premium (as applicable) when a schedule is posted, or a shift is updated to a posted schedule. For employees and managers, TLM and Scheduler reports will display shift premiums when defined for shifts. Scheduler reports that will be updated include:

- *Open Shifts*
- *Summary By Employee*
- *Roll Call*

NOTE: The option *Default Shift Premium* from *Company Setup* within the *Work Schedules Policies* widget in the *TLM Policies* section must be enabled.

Bug Fixes

The following issues have been resolved with this release.

Reports: Total Scheduled column did not display correct totals

WFR-154585: When users viewed a weekly schedule for an employee whose schedule included manually added hours on days that were not in the employee's Schedule Profile, the *Total Scheduled*

column did not include those manually added hours. This is fixed, and the *Total Scheduled* column now includes all hours, as expected.

Reports: Add Schedule and Replace Schedule didn't display all available days

WFR-191016: In the *Weekly Schedule* report, when *Pay Period - My Profile: Weekly* was the default filter in a saved view and users clicked *Add Schedule* or *Replace Schedule*, the pop-up windows did not display all available days. This is fixed, and all available days now display.

Reports: Replace Schedules box was mistitled as Add Schedules

WFR-192837: On the *Weekly Schedule* page, when users click *Add Schedules* or *Replace Schedules*, the pop-up boxes that open are titled *Add Schedules* or *Replace Schedules*, respectively. Previously, both pop-up boxes were titled *Add Schedules*.

Schedule: Shift Swap with separate schedule didn't find any employees

WFR-174336: In a schedule's *Shift Change Request* window, when a user selects *Shift Swap* and selects a separate future schedule in which to find an employee to swap with, the qualified employees display as expected. Previously, the qualified employees displayed only if the same schedule was selected.

Schedule: Check Employees button didn't find employee

WFR-193641: In the *Manage Open Shifts* window, when you entered an employee's name and clicked *Check Employees*, sometimes the employee would not be found. But if you clicked *Show More*, the employee would be found. This is fixed, and these employees are found immediately after clicking *Check Employees*.



Copyright

© 2020 All rights reserved. Under copyright laws, this document may not be copied, photocopied, reproduced, or translated without prior consent of SaaShr / A Kronos Company.

All other trademarks or registered trademarks used herein are the property of their respective owners and are used for identification purposes only.

When using and applying the information generated by SaaShr products, customers should ensure that they comply with the applicable requirements of federal and state law, such as the Fair Labor Standards Act. Nothing in this Guide shall be construed as an assurance or guaranty that SaaShr products comply with any such laws.

Published by SaaShr / A Kronos Company